





# Seed print

## A6 NAME BADGE


105mm x 148mm



**Bleed Area** - This extends min 3mm from the edge of your finished document size. All images and colours you wish to be at the edge should extend in to this area.



**Safe Area** - Avoid putting text or important graphics closer than 5mm to the edge as there could be a possibility of being trimmed off.



**Trim Area** - This is the finished size of your artwork, anything outside will be trimmed off.

### How to PDF -

File > Save As >

Format > Adobe PDF >

Adobe PDF Preset > High Quality print OR PDF/X-1a:2001>

Marks and Bleed>

Select "Trim marks"

Set all "Bleeds" to 3mm